


Introductory sub-table (I)(a)

Name of the Company: HIGH GROUND ENTERPRISE LIMITED			
Scrip Code, Name of the scrip, class of security: 517080			
Quarter ended: 30/09/2012			
Partly paid-up shares:-	No. of partly paid-up shares	As a % of total no. of partly paid-up shares	As a % of total no. of shares of the company
Held by promoter/promoter group	NIL	NIL	NIL
Held by public	NIL	NIL	NIL
Total - D			
Outstanding convertible securities: No. of outstanding securities		As a % of total no. of outstanding convertible securities	As a % of total no. of shares of the company, assuming full conversion of the convertible securities
Held by promoter/promoter group	NIL	NIL	NIL
Held by public	NIL	NIL	NIL
Total - E			
Warrants:-	No. of warrants	As a % of total no. of warrants	As a % of total no. of shares of the company, assuming full conversion of warrants
Held by promoter/promoter group	-	-	-
Held by public	-	-	-
Total - F	-	-	-
Total paid-up capital of the company, assuming full conversion of warrants and convertible securities	5,497,000.00		

Statement Showing Shareholding Pattern as on 30/09/2012


Category code	Category of Shareholder	Number of Shareholders	Table (I)(a)		Total shareholding as a percentage of total number of shares		Shares Pledged or otherwise encumbered	
			Total number of shares	Number of shares held in dematerialized form	As a percentage of (A+B) ¹	As a percentage of (A+B+C)	Number of shares	As a percentage
			(IV)	(V)	(VI)	(VII)	(VIII)	(IX) = (VIII)/(IV)*100
(I)	(II)	(III)	(IV)	(V)	(VI)	(VII)	(VIII)	(IX) = (VIII)/(IV)*100
(A)	Shareholding of Promoter and							
1	Indian							
(a)	Individuals/ Hindu Undivided Family							
(b)	Central Government/ State Government(s)							
(c)	Bodies Corporate	2.00	2,425,800.00	2,425,800.00	44.13	44.13		
(d)	Financial Institutions/ Banks							
(e)	Any Others(Specify)							
(e-i)								
(e-ii)								
	Sub Total(A)(1)	2.00	2,425,800.00	2,425,800.00	44.13	44.13		
2	Foreign							
a	Individuals (Non-Residents Individuals/ Foreign Individuals)							
b	Bodies Corporate							
c	Institutions							
d	Any Others(Specify)							
d-i								
d-ii								
	Sub Total(A)(2)	-	-	-	-	-		
	Total Shareholding of Promoter and	2.00	2,425,800.00	2,425,800.00	44.13	44.13		
(B)	Public shareholding							
1	Institutions							
(a)	Mutual Funds/ UTI	1.00	200.00		0.00	0.00		
(b)	Financial Institutions/ Banks							
(c)	Central Government/ State Government(s)							
(d)	Venture Capital Funds							
(e)	Insurance Companies							
(f)	Foreign Institutional Investors							
(g)	Foreign Venture Capital Investors							
(h)	Any Other (specify)							
(h-i)								
(h-ii)								
	Sub-Total (B)(1)	1.00	200.00	-	0.00	0.00		
B 2	Non-institutions							



(a)	Bodies Corporate	18.00	1,473,400.00	1,449,000.00	26.80	26.80		
(b)	Individuals				-	-		
I	Individuals -i. Individual shareholders holding nominal share capital up to Rs 1 lakh	2,051.00	543,000.00	23,000.00	9.88	9.88		
II	ii. Individual shareholders holding nominal share capital in excess of Rs. 1 lakh.	6.00	241,700.00	25,200.00	4.40	4.40		
(c)	Any Other (specify)				-	-		
(c-i)	NRI, Foreign Companies etc	18.00	812,900.00	-	14.79	14.79		
(c-ii)					-	-		
	Sub-Total (B)(2)	2,093.00	3,071,000.00	1,497,200.00	55.87	55.87		
(B)	Total Public Shareholding (B)= (B)(1)+(B)(2)	2,094.00	3,071,200.00	1,497,200.00	55.87	55.87		
	TOTAL (A)+(B)	2,096.00	5,497,000.00	3,923,000.00	100.00	100.00		
(C)	Shares held by Custodians and against which Depository Receipts have been issued							
1	Promoter and Promoter Group					-		-
2	Public					-		-
	Sub-Total (C)					-		-
	GRAND TOTAL (A)+(B)+(C)	2,096.00	5,497,000.00	3,923,000.00		100.00		-




Sr.No	Notes
1	
2	
3	
4	
5	
6	
7	
8	
9	



(I)(b) Statement showing holding of securities (including shares, warrants, convertible securities) of persons belonging to the category "Promoter and Promoter Group" as on 30/09/2012


Sr.	Name of the shareholder	Details of Shares held		Encumbered shares (*)			Details of warrants		Details of convertible securities		Total shares (including underlying shares assuming full conversion of warrants and convertible securities) as a % of diluted share capital	
		Number of shares held	As a % of grand total (A)+(B)+(C)	No.	As a percentage	As a % of grand total (A)+(B)+(C) of sub-clause (I)(a)	Number of warrants held	As a % of total number of warrants of the same class	Number of convertible securities held	As a % of total number of convertible securities of the same class		
No.	(I)	(II)	(III)	(IV)	(V)	(VI)=(V)/(III)*100	(VII)	(VIII)	(IX)	(X)	(XI)	(XII)
1	HIGH GROUND PRODUCTIONS PVT. LTD.	1943300	35.35			-	-	-	-	-	-	
2	PICTURE THOUGHTS PVT. LTD.	482500	8.78			-	-	-	-	-	-	
TOTAL		2425800	44.13			-	-	-	-	-	-	-

(*) The term "encumbrance" has the same meaning as assigned to it in regulation 28(3) of the SAST Regulations, 2011



(D)(c)(i) Statement showing holding of securities (including shares, warrants, convertible securities) of persons belonging to the category "Public" and holding more than 1% of the total number of shares as on 30/09/2012

Sr. No.	Name of the shareholder	Number of shares held	Shares as a percentage of total number of shares {i.e., Grand Total (A)+(B)+(C) indicated in Statement at para (I)(a) above}	Details of warrants		Details of convertible securities		Total shares (including underlying shares assuming full conversion of warrants and convertible securities) as a % of diluted share capital
				Number of warrants held	As a % total number of warrants of the same class	Number of convertible securities held	% w.r.t total number of convertible securities of the same class	
1	BRIGHT HILLS INFRA PROJECTS PRIVATE LIMITED	799000	14.54		-		-	
2	ABHEEK PROPERTIES PRIVATE LIMITED	650000	11.82		-		-	
3	MAYANK BHATT	400000	7.28		-		-	
4	RAJESH SHARMA	299000	5.44		-		-	
5	MRIDUL PANDEY	108500	1.97		-		-	
6	ASHISH KATHPAL	102000	1.86	-	-		-	
TOTAL		2358500	42.91	-	-	-	-	-



(I)(c)(ii) Statement showing holding of securities (including shares, warrants, convertible securities) of persons (together with PAC) belonging to the category "Public" and holding more than 5% of the total number of shares of the company as on 30/09/2012

Sr. No.	Name(s) of the shareholder(s) and the Persons Acting in Concert (PAC) with them	Number of shares	Shares as a percentage of total number of shares {i.e., Grand Total (A)+(B)+(C) indicated in Statement at para (I)(a) above}	Details of warrants		Details of convertible securities		Total shares (including underlying shares assuming full conversion of warrants and convertible securities) as a % of diluted share capital
				Number of warrants	As a % total number of warrants of the same class	Number of convertible securities held	% w.r.t total number of convertible securities of the same class	
1	BRIGHT HILLS PROJECTS PVT. LTD	799000	14.54		-		-	
2	ABHEEK PROPERTIES PVT. LTD.	650000	11.82		-		-	
3	MAYANK BHATT	400000	7.28		-		-	
4	RAJESH SHARMA	299000	5.44		-		-	
TOTAL		2148000	39.08		-		-	



(D)(d) Statement showing details of locked-in shares as on 30/09/2012

Sr. No.	Name of the shareholder	Number of locked-in shares	Locked-in shares as a percentage of total number of shares {i.e., Grand Total (A)+(B)+(C) indicated in Statement at para (I)(a) above}
1	HIGH GROUND PRODUCTIONS PVT. LTD.*	1729620	31.46
2	BRIGHT HILLS PROJECTS PVT. LTD **	799000	14.54
3	ABHEEK PROPERTIES PVT. LTD. **	650000	11.82
4	ASHISH KATHPAL***	102000	1.86
TOTAL		3280620	59.68

* Share 5,54,095 held by High Ground Productions Pvt Ltd. are lock-in period for the period of three year w.e.f 25th January 2011

* Share 524905 held by High Ground Productions Pvt Ltd. are lock-in period for the period of three year w.e.f 20th October 2011

* Share 650620 held by High Ground Productions Pvt Ltd. are lock-in period for the period of one year w.e.f 20th October 2011

** Share held by Bright Hills Infra Projects Pvt. Ltd. & Abheek Properties Private Limited . Are lock -in for the period of One year w.e.f 20th October 2011

*** Share held by Ashish Kathpal Are lock -in for the period of One year w.e.f 24th July 2012



Shareholding Pattern as on 30/09/2012

(II)(a) Statement showing details of Depository Receipts (DRs)

Sr. No.	Type of outstanding DR (ADRs, GDRs, SDRs, etc.)	Number of outstanding DRs	Number of shares underlying outstanding DRs	Shares underlying outstanding DRs as a percentage of total number of shares {i.e., Grand Total (A)+(B)+(C) indicated in Statement at para (I)(a) above}
1	NIL	NIL	NIL	NIL
TOTAL		-	-	-



Shareholding Pattern as on 30/09/2012

(II)(b) Statement showing holding of Depository Receipts (DRs), where underlying shares held by "promoter/promoter group" are in excess of 1% of the total number of shares

Sr. No.	Name of the DR Holder	Type of outstanding DR (ADRs, GDRs, SDRs, etc.)	Number of shares underlying outstanding DRs	Shares underlying outstanding DRs as a percentage of total number of shares {i.e., Grand Total (A)+(B)+(C) indicated in Statement at para (I)(a) above}
1	NIL	NIL	NIL	NIL
TOTAL			-	



Distribution Schedule
HIGH GROUND ENTERPRISES LIMITED
(Formerly known as "Woo Yang Electronics (India) Limited")

Distribution of Equity Shares as on 30/09/2012

Total Nominal value of Rs. 5,49,70,000 **Nominal value of each shares/units Rs, 10.00**

Total Number of Shares /Units 54,97,000 **Paid up value of each shares/units Rs, 10.00**

TABLE I
Distribution of holdings

Shareholding of value of Rs.	Shareholders		Shareholdings		
	Number	% to Total	Shares	Amount	Amount % to Total
UPTO TO 5000	1932	92.18	332200	3,322,000.00	6.05
5001 TO 10000	102	4.87	84100	841,000.00	1.53
10001 TO 20000	21	1.00	31500	315,000.00	0.57
20001 TO 30000	12	0.57	28900	289,000.00	0.53
30001 TO 40000	6	0.29	21700	217,000.00	0.39
40001 TO 50000	3	0.14	14000	140,000.00	0.25
50001 TO 100000	7	0.33	60600	606,000.00	1.10
100001 and above	13	0.62	4924000	49,240,000.00	89.58
** G Total	2096	100.00	5497000	54,970,000.00	100.00

